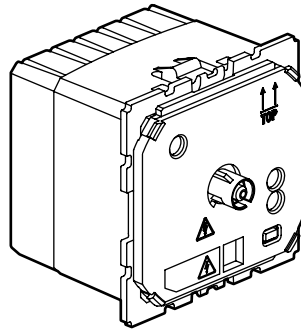


**Céliane™**  
**Thermostat standard**

Catalogue number(s) : 0 674 00



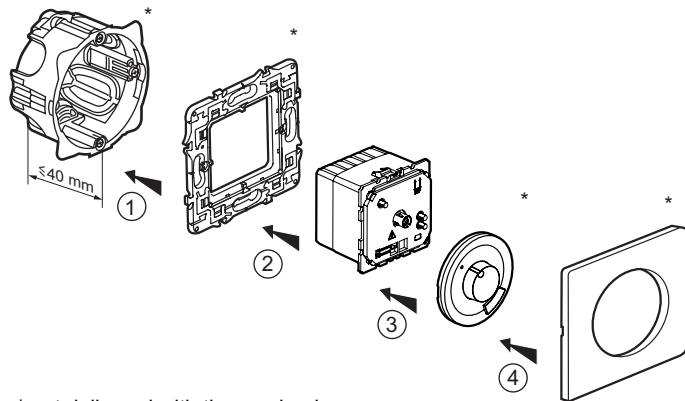
**1. USE**

The thermostat may be used for all kind of heating systems, especially for electrical or water heated convectors / radiators in a room. It may be used with floor- or ceiling heating systems, too.  
 In addition it allows for a changeover into summer mode; in this mode it is possible to control cooling systems.

**2. RANGE**

	Désignation	Catalogue number	Number of modules	Connection mode	Weight (g)	Characteristics
	Thermostat	0 674 00	2	à vis	74	230 VAC 50/60 Hz

**3. PREPARATION**

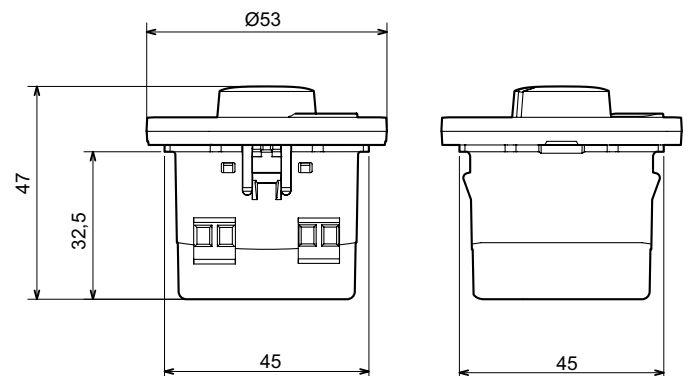


\* not delivered with the mechanism

- 1 - The mechanism has to be clipped on the support from behind.
- 2 - The mechanism and the support has to be screwed together on the flush mounted box
- 3 - The adjusting knob has to be clipped on the mechanism afterwards the cover..
- 4 - The frame has to be clipped on the support.

Can be equipped with all Céliane types.  
 Multi mount horizontally or vertically.

**4. OVERALL DIMENSIONS**

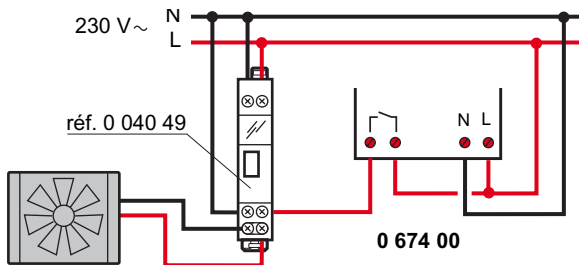
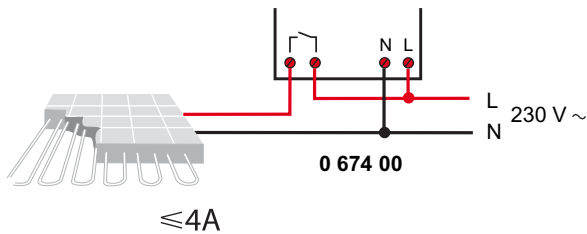
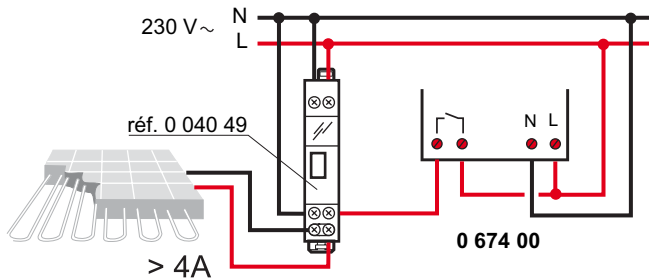


# Céliane™ Thermostat standard

Catalogue number(s) : 0 674 00

## 5. CONNECTION

Number of terminals	4
Type of terminals	with screw
Length of stripping	6 mm
Capacities of the terminals	1 x 2,5 mm <sup>2</sup> flexible or rigid
Tool	Flat screwdriver 3,5 mm





Maximum operation distance : 50 m

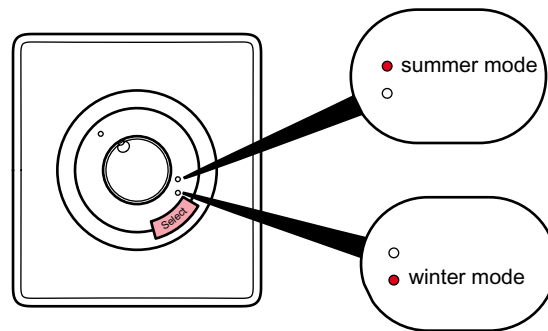
## 6. FUNCTION

The thermostat has a built in temperature sensor. The output uses a relay contact, so it is either on or off. Internally the device employs an algorithm with a proportional zone and feedback, to achieve a low ripple of the controlled temperature. This means, that the thermostat doesn't switch at fixed temperatures within the room. The actual switching depends on the temperature and the respective characteristics of thermostat, room and mounting place.

The actual set point is adjustable with the turning knob between 7 ... 30°C; with the button (and LEDs) it is possible to choose between winter- and summer mode.

In winter mode (upper right LED ) the thermostat switches on, if the measured temperature is too low (heating).

In summer mode (lower right LED ) the contact is closed if the measured temperature is too high (cooling).



Accuracy of temperature regulation: < 0,5 °C for typical installation and max. load of 4 A.

Relay with normally open contact 4 A / 8 A (with reduced accuracy).  
The device has no added insulation for SELV applications.

## 7. GENERAL CHARACTERISTICS

### 7.1 Mechanical characteristics

Impact tests : IK 04

Penetration of body solids/liquides : IP 41 (C15-100)

### 7.2 Material characteristics

Polycarbonate

### 7.3 Electrical characteristics

Glow wire test (IEC 60 695-2-10, -2-11 : 650°C/30 s

Voltage : 230 VAC

Frequency : 50/60 Hz

### 7.4 Climatic characteristics

Storage temperature : -10°C à +70°C

Ambient temperature : -5°C à +40°C

## 8. MAINTENANCE

Without maintenance

## 9. CONFORMITY - APPROVALS

Approvals in progress : NF - CEBEC - BBJ - EZU